

Tile Book

Fall Winter Collection
2023

RAK
CERAMICS

RAK
CERAMICS

MAXIMUS

MEGA SLAB

calacatta imperiale	06
ceppo d'Iseo	10
fantastic green	16
granito blu ande	20
iceland white	24
pietrasanta marble	28
pontino	32
spider marble	38
sunset marble	42

Porcelain tiles

baltico	48
creative concrete p	56
iceland white	68
marble treviso	76
orobico	82
pontino	86
pordoi stone	94
portofino	100
stelvio	104
travertine cross cut	110

Ceramic tiles

hydo mosaic	126
portofino brick	120



MAXIMUS
MEGA SLAB

calacatta imperiale

wall: calacatta imperiale white 120x260 cm
floor: calacatta imperiale white 120x120 cm
counter: calacatta imperiale white 135x305 cm

MAXIMUS
MEGA SLAB



calacatta imperiale white
120x280 and 120x260 cm




calacatta imperiale white
135x305 cm

calacatta imperiale

PORCELAIN TILES


Polished / Honed • Staight / Rectified • Smooth

135x305 cm
47.24"x110.236"




>< 14.5 mm straight

120x280 cm
47.24"x110.236"



>< 9 mm rectified


120x260 cm
47.24"x102.36"



>< 6 mm rectified



polished



honed



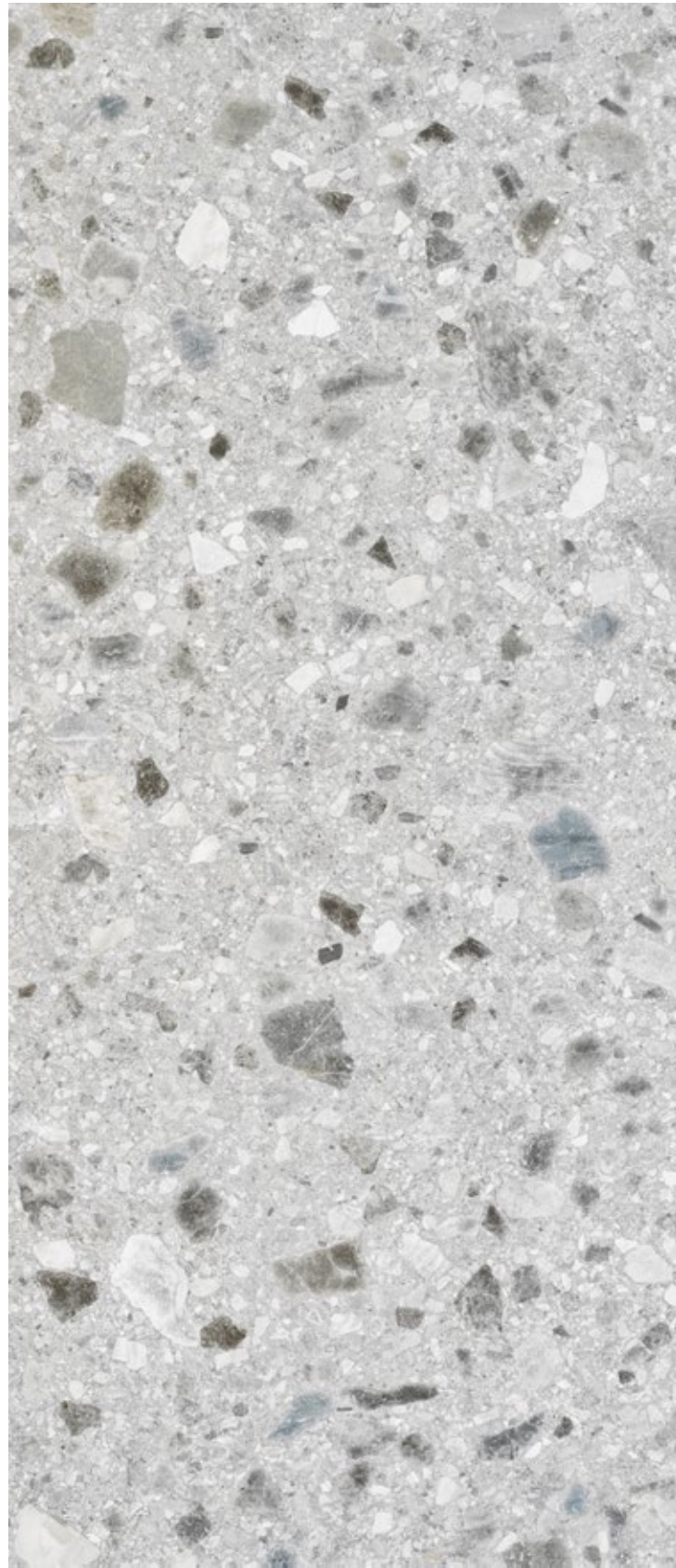
Name	Thickness (MM)	Code Polished	Code Honed	Size(CM)
calacatta imperiale white	14.5	A83GCTAI-HWH.NoX2D	A83GCTAI-HWH.OoX2D	135x305
	9	A82GCTAI-WHE.NoX5P	A82GCTAI-WHE.OoX5P	120x280
	6	A62GCTAI-HWH.NoX5P	A62GCTAI-HWH.OoX5P	120x260

ceppo d'iseo


wall and floor: ceppo d'iseo grey 120x280 cm



MAXIMUS
MEGA SLAB



ceppo d'iseo light grey
120x280 cm




ceppo d'iseo light grey



ceppo d'iseo

PORCELAIN TILES
Matt • Rectified • Smooth


120x280 cm*
47.24"x110.236"



>|< 9 mm

* Available in light grey
Available in greige

120x120 cm#
47.24"x47.24"



>|< 9 mm

90x180 cm#
35.43"x70.86"




>|< 9 mm




Name	Thickness (MM)	Code	Size(CM)
ceppo d'iseo light grey	9	A82GCPPD-LIG.MoX5R	120x280
ceppo d'iseo greige	9		120x120
	9		90x180

ceppo d'iseo




ceppo d'iseo greige*



ceppo d'iseo greige*

ceppo d'iseo greige
120x120 cm



fantastic green


counter: fantastic green 135x305 cm
wall and floor: fantastic green 120x280 cm



MAXIMUS
MEGA SLAB



fantastic green
120x280 and 120x260 cm




fantastic green
135x305 cm

fantastic green

PORCELAIN TILES


Polished • Straight / Rectified • Smooth

135x305 cm
47.24"x110.236"




>|< 14.5 mm straight

120x280 cm
47.24"x110.236"



>|< 9 mm rectified

120x260 cm
47.24"x102.36"



>|< 6 mm rectified




Name	Thickness (MM)	Code	Size(CM)
fantastic green	14.5	A83GFTGR-GRE.NoX2D	135x305
	9	A82GFTGR-GRE.NoX5P	120x280
	6	A62GFTGR-GRE.NoX6P	120x260

granito blu ande


wall and floor: granito blu ande 120x280 cm



MAXIMUS
MEGA SLAB



granito blu ande
120x280 and 120x260 cm




granito blu ande
135x305 cm

granito blu ande

PORCELAIN TILES


Polished • Straight / Rectified • Smooth

135x305 cm
47.24"x110.236"




>|< 14.5 mm straight

120x280 cm
47.24"x110.236"




>|< 9 mm rectified

120x260 cm
47.24"x102.36"




>|< 6 mm rectified

120x120 cm
47.24"x47.24"



>|< 9 mm

60x120 cm
23.62"x47.24"




Name	Thickness (MM)	Code	Size(CM)
granito blu ande	14.5	A83GGBLA-BLE.NoX2D	135x305
	9	A82GGBLA-BLE.NoX5P	120x280
	6		120x260
	9		120x120
	9	A12GGBLA-BLE.NoX5P	60x120

iceland white

wall: iceland white 120x280 cm
counter: iceland white 135x305 cm
floor: iceland white 120x120 cm



MAXIMUS
MEGA SLAB



iceland white
120x280 and 120x260 cm




iceland white
135x305 cm

iceland white

PORCELAIN TILES


Polished / Honed • Staight / Rectified • Smooth

135x305 cm
47.24"x110.236"




>|< 14.5 mm straight

120x280 cm
47.24"x110.236"



>|< 9 mm rectified


120x260 cm
47.24"x102.36"




>|< 6 mm rectified



polished



honed



Name	Thickness (MM)	Code Polished	Code Honed	Size(CM)
iceland white	14.5	A83GICMR-HWH.NoX2D	A83GICMR-HWH.OoX2D	135x305
	9	A82GICMR-WHE.NoX5P	A82GICMR-WHE.OoX5P	120x280
	6	A62GICMR-HWH.NoX6P	A62GICMR-HWH.OoX6P	120x260

pietrasanta marble

table top: pietrasanta marble hyper white 135x305 cm
floor: baltico light grey 60x120 cm



MAXIMUS
MEGA SLAB



pietrasanta marble hyper white
120x260 cm



pietrasanta marble hyper white
135x305 cm


pietrasanta marble hyper white

pietrasanta marble

PORCELAIN TILES


Polished • Straight / Rectified • Smooth

135x305 cm
47.24"x110.236"



>|< 14.5 mm straight

120x260 cm
47.24"x102.36"



>|< 6 mm rectified




Name	Thickness (MM)	Code	Size(CM)
pietrasanta marble hyper white	14.5	A83GPTRM-HWH.NoX2D	135x305
pietrasanta marble hyper white	6	A62GPTRM-HWH.NoX6P	120x260

pontino

counter: pontino ivory 135x305 cm,
wall: pontino ivory 120x260 cm
floor: pontino ivory 120x120 cm



MAXIMUS
MEGA SLAB



pontino


PORCELAIN TILES

Matt • Straight / Rectified • Smooth

pontino ivory
120x260 cm




135x305 cm
47.24"x110.236"



>|< 14.5 mm straight

120x260 cm
47.24"x102.36"



>|< 6 mm rectified



◀ pontino ivory
135x305 cm

pontino ivory

Name	Thickness (MM)	Code	Size(CM)
pontino ivory	14.5	A83GPNT0-IVO.MoX2U	135x305
	6	A62GPNT0-IVO.MoX6R	120x260
pontino light grey	14.5	A83GPNT0-LIG.MoX2U	135x305
	6	A62GPNT0-LIG.MoX6R	120x260

pontino



pontino light grey
120x260 cm



◀ pontino light grey
135x305 cm

pontino light grey



wall: pontino light grey 120x260 cm
floor: pontino light grey 120x120 cm

spider marble

counter: spider marble grey 135x305 cm
wall: spider marble grey 120x280 cm
floor: baltico grey 60x120 cm


MAXIMUS
MEGA SLAB



spider marble grey
120x280 and 120x260 cm




spider marble grey
135x305 cm



spider marble


PORCELAIN TILES
Matt • Rectified • Smooth

135x305 cm
47.24"x110.236"




>|< 14.5 mm

120x280 cm
47.24"x110.236"



>|< 9 mm

120x260 cm
47.24"x102.36"



>|< 6 mm



Name	Thickness (MM)	Code	Size(CM)
spider marble grey	14.5	A83GSPDM-GRY.MoX2R	135x305
	9	A82GSPDM-GRY.MoX5R	120x280
	6	A62GSPDM-GRY.MoX6R	120x260

sunset marble

wall and floor: sunset marble white 120x280 cm




MAXIMUS
MEGA SLAB




sunset marble white
120x280 cm



polished



honed




sunset marble white

sunset marble

PORCELAIN TILES


Polished / Honed • Rectified • Smooth

135x305 cm
47.24"x110.236"




>|< 14.5 mm straight

120x280 cm
47.24"x110.236"




>|< 9 mm rectified

120x260 cm
47.24"x102.36"



>|< 6 mm rectified

60x120 cm
23.62"x47.24"



Name	Thickness (MM)	Code Polished	Code Honed	Size(CM)
sunset marble white	14.5		A83GICMR-HWH.OoX2D	135x305
	9	A82GSUSM-WHE.NoX5P	A82GSUSM-WHE.OoX5P	120x280
	6			120x260
	9	A12GSUSM-WHE.NoX5P	A12GSUSM-WHE.OoX5P	60x120



Porcelain tiles



wall: baltico light grey 80x80 cm, baltico light grey 60x120 cm
counter wall: baltico grey 60x120 cm
floor: baltico light grey 80x80 cm

baltico



wall: baltico beige 90x180 cm,
floor: baltico light grey 60x60 cm



baltico beige



baltico grey



baltico light grey




**SIGNATURE
COLLECTION**

baltico

PORCELAIN TILES

Matt • Rectified • Smooth / Light Structure


120X120 cm
47.24"x47.24"



>|< 9 mm

smooth


90x180 cm
35.43"x70.86"



>|< 9 mm


smooth

80x80 cm
31.49"x31.49"




Light Structure

60x120 cm
23.62"x47.24"



Light Structure

60x60 cm
23.62"x23.62"



Light Structure

mosaic
30x30 cm
11.81"x11.81"



mosaic 2.5x2.5
30x30 cm
11.81"x11.81"



mosaic 4.7x4.7
30x30 cm
11.81"x11.81"



mosaic
30x40 cm
11.81"x15.74"



mosaic
30x45 cm
11.81"x17.71"



mosaic
30x60 cm
11.81"x23.62"



Step
29.8x60 cm
11.73"x23.62"



step
30x120 cm
11.81"x47.24"




riser
15x120 cm
5.90"x47.24"


skirting
8x60 cm
3.14"x23.62"



skirting
9.6x80 cm
3.77"x31.49"




skirting
9.6x120 cm
3.77"x 47.24"




baltico



baltico mosaic (2,5x2,5)
30x30 *



baltico mosaic (4,7x4,7)
30x30 *




baltico mosaic
30x30 *



baltico mosaic
30x40 *



baltico mosaic 30x45 *



baltico mosaic 30x60 *


Name	Code	Size(CM)
baltico beige	A93GBLIC-BEE.A0X5R	90x180
baltico grey	A93GBLIC-GRY.A0X5R	90x180
baltico light grey	A93GBLIC-LIG.A0X5R	90x180
baltico beige	A22GBLIC-BEE.A0X5R	120x120
baltico grey	A22GBLIC-GRY.A0X5R	120x120
baltico light grey	A22GBLIC-LIG.A0X5R	120x120
baltico beige	A05GBLIC-BEE.A6X0R	80x80
baltico grey	A05GBLIC-GRY.A6X0R	80x80
baltico light grey	A05GBLIC-LIG.A6X0R	80x80
baltico beige	A12GBLIC-BEE.A6X5R	60x120
baltico grey	A12GBLIC-GRY.A6X5R	60x120
baltico light grey	A12GBLIC-LIG.A6X5R	60x120
baltico beige	A06GBLIC-BEE.A6X0R	60x60
baltico grey	A06GBLIC-GRY.A6X0R	60x60
baltico light grey	A06GBLIC-LIG.A6X0R	60x60



wall and floor: baltico grey 80x80 cm

creative concrete p

SIGNATURE
COLLECTION



wall: creative concrete p grey decor 60x120 cm
floor: creative concrete p dark grey decor 60x60 cm



floor: creative concrete p race white decor 19,5x120 cm

creative concrete p

wall: creative concrete p race white decor 19,5x120 cm,
creative concrete p wood brown white mix decor 19,5x120 cm
floor: creative concrete p wood brown and brown decor 19,5x120 cm




SIGNATURE
COLLECTION

creative concrete p

PORCELAIN TILES

Matt • Rectified • Smooth / Light Structure



creative concrete p white




creative concrete p white decor



creative concrete p grey




creative concrete p grey decor




creative concrete p dark grey



creative concrete p dark grey decor




creative concrete p beige



creative concrete p beige decor


120x120 cm
47.24"x47.24"



>|< 9 mm


smooth

80x80 cm
31.49"x31.49"




light structure

60x120 cm
23.62"x47.24"




light structure

60x60 cm
23.62"x23.62"



light structure

60x120 cm *
23.62"x47.24"



>|< 20 mm

light structure

mosaic
30x30 cm
11.81"x11.81"



mosaic 2.5x2.5
30x30 cm
11.81"x11.81"



mosaic 4.7x4.7
30x30 cm
11.81"x11.81"



mosaic
30x40 cm
11.81"x15.74"




mosaic
30x45 cm
11.81"x17.71"



mosaic
30x60 cm
11.81"x23.62"



Step
29.8x60 cm
11.73"x23.62"




step
30x120 cm
11.81"x47.24"




riser
15x120 cm
5.90"x47.24"

skirting
8x60 cm
3.14"x23.62"



skirting
9.6x80 cm
3.77"x31.49"



skirting
9.6x120 cm
3.77"x 47.24"




*Available only in decor

creative concrete p wood


PORCELAIN TILES

Matt • Rectified • Light Structure

19.5x120 cm
7.67"x47.24"



creative concrete p brown



creative concrete p brown decor



creative concrete p taupe




creative concrete p taupe decor

creative concrete p race


PORCELAIN TILES

Matt • Rectified • Light Structure

19.5x120 cm
7.67"x47.24"




creative concrete p race beige decor



creative concrete p race dark grey decor



creative concrete p race grey decor



creative concrete p race white decor



creative concrete p

PORCELAIN TILES
Matt • Rectified • Light Structure



creative concrete p brown beige mix decor



creative concrete p brown white mix decor



creative concrete p brown grey mix decor



creative concrete p brown dark grey mix decor



creative concrete p taupe beige mix decor



creative concrete p taupe white mix decor




creative concrete p taupe grey mix decor



creative concrete p taupe dark grey mix decor

creative concrete p



creative concrete p mosaic (2.5x2.5) 30x30 *




creative concrete p mosaic (4.7x4.7) 30x30 *



creative concrete p mosaic 30x30 *



creative concrete p mosaic 30x40 *



creative concrete p mosaic 30x45 *



creative concrete p mosaic 30x60 *



Name	Code	Size(CM)	Name	Code	Size(CM)
creative concrete p dark grey	A22GCTVP-DKG.MoX5R	120X120	creative concrete p dark grey decor	A22GCTVP-DKG.MDX5R	120X120
creative concrete p grey	A22GCTVP-GRY.MoX5R	120X120	creative concrete p grey decor	A22GCTVP-GRY.MDX5R	120X120
creative concrete p white	A22GCTVP-WHE.MoX5R	120X120	creative concrete p white decor	A22GCTVP-WHE.MDX5R	120X120
creative concrete p beige	A22GCTVP-BEE.MoX5R	120X120	creative concrete beige decor	A22GCTVP-BEE.MDX5R	120X120
creative concrete p dark grey	A05GCTVP-DKG.A6XoR	80X80	creative concrete p dark grey decor	A05GCTVP-DKG.ADXoR	80X80
creative concrete p grey	A05GCTVP-GRY.A6XoR	80X80	creative concrete p grey decor	A05GCTVP-GRY.ADXoR	80X80
creative concrete p white	A05GCTVP-WHE.A6XoR	80X80	creative concrete p white decor	A05GCTVP-WHE.ADXoR	80X80
creative concrete p beige	A05GCTVP-BEE.A6XoR	80X80	creative concrete p beige decor	A05GCTVP-BEE.ADXoR	80X80
creative concrete p dark grey	A12GCTVP-DKG.A6X5R	60X120	creative concrete p dark grey decor	A12GCTVP-DKG.ADX5R	60X120
creative concrete p grey	A12GCTVP-GRY.A6X5R	60X120	creative concrete p grey decor	A12GCTVP-GRY.ADX5R	60X120
creative concrete p white	A12GCTVP-WHE.A6X5R	60X120	creative concrete p white decor	A12GCTVP-WHE.ADX5R	60X120
creative concrete p beige	A12GCTVP-BEE.A6X5R	60X120	creative concrete p beige decor	A12GCTVP-BEE.ADX5R	60X120
creative concrete p dark grey	A06GCTVP-DKG.A6XoR	60X60	creative concrete p dark grey decor	A06GCTVP-DKG.ADXoR	60X60
creative concrete p grey	A06GCTVP-GRY.A6XoR	60X60	creative concrete p grey decor	A06GCTVP-GRY.ADXoR	60X60
creative concrete p white	A06GCTVP-WHE.A6XoR	60X60	creative concrete p white decor	A06GCTVP-WHE.ADXoR	60X60
creative concrete p beige	A06GCTVP-BEE.A6XoR	60X60	creative concrete p beige decor	A06GCTVP-BEE.ADXoR	60X60

Name	Code	Size(CM)
creative concrete p dark grey decor	a12gctvp-dkg.ydx7r	60x120
creative concrete p grey decor	a12gctvp-gry.ydx7r	60x120
creative concrete p white decor	a12gctvp-whe.ydx7r	60x120
creative concrete p beige decor	a12gctvp-bee.ydx7r	60x120

Name	Code	Size(CM)
creative concrete p wood brown	A99GCTVW#BRN.A6X5R	19.5x120
creative concrete p wood taupe	A99GCTVW#TPE.A6X5R	19.5x120
creative concrete p wood brown decor	A99GCTVW#BRN.AVX5R	19.5x120
creative concrete p wood taupe decor	A99GCTVW#TPE.AVX5R	19.5x120
creative concrete p wood brown beige mix decor	A99GCVBM#BEE.AVX5R	19.5x120
creative concrete p wood brown white mix decor	A99GCVBM#WHE.AVX5R	19.5x120
creative concrete p wood brown grey mix decor	A99GCVBM#GRY.AVX5R	19.5x120
creative concrete p wood brown dark grey mix decor	A99GCVBM#DKG.AVX5R	19.5x120
creative concrete p wood taupe beige mix decor	A99GCVTM#BEE.AVX5R	19.5x120
creative concrete p wood taupe white mix decor	A99GCVTM#WHE.AVX5R	19.5x120
creative concrete p wood taupe grey mix decor	A99GCVTM#GRY.AVX5R	19.5x120
creative concrete p wood taupe dark grey mix decor	A99GCVTM#DKG.AVX5R	19.5x120

Name	Code	Size(CM)
creative concrete p race beige decor	A99GCTVR#BEE.AVX5R	19.5x120
creative concrete p race dark grey decor	A99GCTVR#DKG.AVX5R	19.5x120
creative concrete p race grey decor	A99GCTVR#GRY.AVX5R	19.5x120
creative concrete p race white decor	A99GCTVR#WHE.AVX5R	19.5x120

iceland white


wall: iceland white 90x180 cm
floor: iceland white 120x120 cm



iceland white



floor: iceland white 120x120 cm




iceland white




iceland white

polished



honed




iceland white

PORCELAIN TILES


Honed / Polished • Rectified • Smooth

120x120 cm
47.24"x47.24"




>|< 9 mm

90x180 cm
35.43"x70.86"




>|< 9 mm

60x60 cm
23.62"x23.62"



60x120 cm
23.62"x47.24"



mosaic
30x30 cm
11.81"x11.81"



mosaic 2.5x2.5
30x30 cm
11.81"x11.81"



mosaic 4.7x4.7
30x30 cm
11.81"x11.81"



mosaic
30x40 cm
11.81"x15.74"




mosaic
30x45 cm
11.81"x17.71"




mosaic
30x60 cm
11.81"x23.62"



skirting
9.6x120 cm
3.77"x 47.24"



skirting
8x60 cm
3.14"x23.62"



Step
29.8x60 cm
11.73"x23.62"




step
30x120 cm
11.81"x47.24"



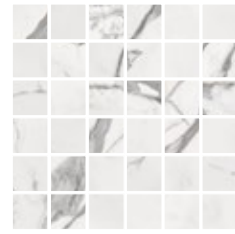
riser
15x120 cm
5.90"x47.24"



iceland white




iceland white mosaic (2.5x2.5)
30x30



iceland white mosaic (4.7x4.7)
30x30



iceland white mosaic
30x30



iceland white mosaic
30x40



iceland white mosaic
30x45



iceland white mosaic
30x60

Name	Code Polished	Code Honed	Size(CM)
iceland white	A22GICMR-WHE.NoX5P	A22GICMR-WHE.OoX5P	120x120
iceland white	A93GICMR-WHE.NoX5P	A93GICMR-WHE.OoX5P	90x180
iceland white	A12GICMR-WHE.NoX5P	A12GICMR-WHE.OoX5P	60x120
iceland white	A06GICMR-WHE.NoX0P	A06GICMR-WHE.OoX0P	60x60



wall: iceland white 90x180 cm

marble treviso


wall and floor: marble treviso white 120x120 cm




marble treviso

PORCELAIN TILES

Honed / Polished • Rectified • Smooth




marble treviso white




marble treviso white

120x120 cm
47.24"x47.24"




>|< 9 mm

90x180 cm
35.43"x70.86"




>|< 9 mm

60x60 cm
23.62"x23.62"



60x120 cm
23.62"x47.24"



mosaic
30x30 cm
11.81"x11.81"



mosaic 2.5x2.5
30x30 cm
11.81"x11.81"



mosaic 4.7x4.7
30x30 cm
11.81"x11.81"



mosaic
30x40 cm
11.81"x15.74"




mosaic
30x45 cm
11.81"x17.71"




mosaic
30x60 cm
11.81"x23.62"



skirting
9.6x120 cm
3.77"x 47.24"



skirting
8x60 cm
3.14"x23.62"




Step
29.8x60 cm
11.73"x23.62"




step
30x120 cm
11.81"x47.24"



riser
15x120 cm
5.90"x47.24"



polished



honed



marble treviso




marble treviso mosaic (2.5x2.5) 30x30 *



marble treviso mosaic (4.7x4.7) 30x30 *



marble treviso mosaic 30x30 *



marble treviso mosaic 30x40 *



marble treviso mosaic 30x45 *



marble treviso mosaic 30x60 *

Name	Code Polished	Code Honed	Size(CM)
marble treviso white	A22GMBLT-WHE.NoX5P	A22GMBLT-WHE.OoX5P	120x120
marble treviso white	A93GMBLT-WHE.NoX5P	A93GMBLT-WHE.OoX5P	90x180
marble treviso white	A12GMBLT-WHE.NoX5P	A12GMBLT-WHE.OoX5P	60x120
marble treviso white	A06GMBLT-WHE.NoX0P	A06GMBLT-WHE.OoX0P	60x60



wall and floor: marble treviso white 120x120 cm

orobico







orobico grey

orobico


PORCELAIN TILES
Polished • Rectified • Smooth




orobico (2.5x2.5)
30x30 *




orobico (4.7x4.7)
30x30 *




orobico mosaic
30x30 *



orobico mosaic
30x40 *



orobico mosaic
30x45 *





orobico mosaic
30x60 *

* Available in all colours

Name	Code	Size(CM)
orobico grey		90x180
orobico grey	A12GORBG-GRY.NoX5P	60x120

90x180 cm
35.43"x70.86"

60x120 cm
23.62"x47.24"




>|< 9 mm



mosaic
30x30 cm
11.81"x11.81"

mosaic 2.5x2.5
30x30 cm
11.81"x11.81"

mosaic 4.7x4.7
30x30 cm
11.81"x11.81"




mosaic
30x40 cm
11.81"x15.74"

mosaic
30x45 cm
11.81"x17.71"


mosaic
30x60 cm
11.81"x23.62"




skirting
9.6x120 cm
3.77"x 47.24"



skirting
8x60 cm
3.14"x23.62"



Step
29.8x60 cm
11.73"x23.62"



step
30x120 cm
11.81"x47.24"



riser
15x120 cm
5.90"x47.24"

pontino

wall: pontino beige 60x120 cm
floor: pontino beige 120x120 cm



pontino



floor: pontino ivory 120x120 cm



pontino beige



pontino ivory



pontino beige




pontino beige decor



pontino ivory




pontino ivory decor



pontino


PORCELAIN TILES
Matt • Rectified • Smooth

120X120 cm
47.24"x47.24"




>|< 9 mm

90x180 cm
35.43"x70.86"




>|< 9 mm

60x60 cm
23.62"x23.62"



60x120 cm
23.62"x47.24"



mosaic
30x30 cm
11.81"x11.81"



mosaic 2.5x2.5
30x30 cm
11.81"x11.81"



mosaic 4.7x4.7
30x30 cm
11.81"x11.81"



mosaic
30x40 cm
11.81"x15.74"




mosaic
30x45 cm
11.81"x17.71"




mosaic
30x60 cm
11.81"x23.62"



skirting
9.6x120 cm
3.77"x 47.24"



skirting
8x60 cm
3.14"x23.62"



Step
29.8x60 cm
11.73"x23.62"



step
30x120 cm
11.81"x47.24"




riser
15x120 cm
5.90"x47.24"


pontino



pontino mosaic (2.5x2.5)
30x30 *



pontino mosaic (4.7x4.7)
30x30 *



pontino mosaic
30x30 *



pontino mosaic
30x40 *



pontino mosaic
30x45 *



pontino mosaic
30x60 *

* Available in all colours

Name	Code	Size(CM)
pontino beige	A22GPNT0-BEE.MoX5R	120x120
pontino ivory	A22GPNT0-IVO.MoX5R	120x120
pontino beige	A93GPNT0-BEE.MoX5R	90x180
pontino ivory	A93GPNT0-IVO.MoX5R	90x180
pontino beige	A12GPNT0-BEE.MoX5R	60x120
pontino ivory	A12GPNT0-IVO.MoX5R	60x120
pontino beige decor	A12GPNT0-BEE.MVX5R	60x120
pontino ivory decor	A12GPNT0-IVO.MVX5R	60x120
pontino beige	Ao6GPNT0-BEE.MoXoR	60x60
pontino ivory	Ao6GPNT0-IVO.MoXoR	60x60



wall: pontino beige 60x120 cm
floor: pontino beige 120x120 cm

pordoi stone



floor: pordoi stone beige 60x120 cm



pordoio stone light grey



pordoio stone grey




pordoio stone beige

**SIGNATURE
COLLECTION**


pordoio stone

PORCELAIN TILES
Matt • Rectified • Light Structure


80x80 cm
31.49"x31.49"




60x120 cm
23.62"x47.24"




60x60 cm
23.62"x23.62"



80x80 cm
31.49"x31.49"



60x120 cm
23.62"x47.24"



>|< 20 mm

>|< 20 mm


mosaic
30x30 cm
11.81"x11.81"



mosaic 2.5x2.5
30x30 cm
11.81"x11.81"



mosaic 4.7x4.7
30x30 cm
11.81"x11.81"




mosaic
30x40 cm
11.81"x15.74"




mosaic
30x45 cm
11.81"x17.71"




mosaic
30x60 cm
11.81"x23.62"




skirting
9.6x120 cm
3.77"x 47.24"



skirting
9.6x80 cm
3.77"x31.49"



skirting
8x60 cm
3.14"x23.62"



Step
29.8x60 cm
11.73"x23.62"




Step
30x120 cm
11.81"x47.24"




riser
15x120 cm
5.90"x47.24"




pordoi stone



pordoi stone mosaic (2.5x2.5)
30x30 *




pordoi stone mosaic (4.7x4.7)
30x30 *




pordoi stone mosaic
30x30 *



pordoi stone mosaic
30x40 *




pordoi stone mosaic 30x45 *



pordoi stone mosaic 30x60 *

* Available in all colours

Name	Code	Size(CM)
pordoi stone beige	A05GPODI-BEE.A6X0R	80x80
pordoi stone grey	A05GPODI-GRY.A6X0R	80x80
pordoi stone light grey	A05GPODI-LIG.A6X0R	80x80
pordoi stone beige	A12GPODI-BEE.A6X5R	60x120
pordoi stone grey	A12GPODI-GRY.A6X5R	60x120
pordoi stone light grey	A12GPODI-LIG.A6X5R	60x120
pordoi stone beige	A06GPODI-BEE.A6X0R	60x60
pordoi stone grey	A06GPODI-GRY.A6X0R	60x60
pordoi stone light grey	A06GPODI-LIG.A6X0R	60x60

Name	Code 	Size(CM)
pordoi stone beige		80x80
pordoi stone grey		80x80
pordoi stone light grey		80x80
pordoi stone beige		60x120
pordoi stone grey		60x120
pordoi stone light grey		60x120





portofino

floor: portofino greige 60x60 cm

portofino

PORCELAIN TILES

High Glossy • Rectified • Light Structure



portofino white



portofino greige



portofino blue




portofino musk



portofino green

60x60 cm
23.62"x23.62"



mosaic
30x30 cm
11.81"x11.81"




mosaic 2.5x2.5
30x30 cm
11.81"x11.81"



mosaic 4.7x4.7
30x30 cm
11.81"x11.81"



mosaic
30x40 cm
11.81"x15.74"




mosaic
30x45 cm
11.81"x17.71"




mosaic
30x60 cm
11.81"x23.62"



skirting
9.6x120 cm
3.77"x 47.24"



skirting
9.6x80 cm
3.77"x31.49"



skirting
8x60 cm
3.14"x23.62"



Step
29.8x60 cm
11.73"x23.62"



Step
30x120 cm
11.81"x47.24"



riser
15x120 cm
5.90"x47.24"



Product code upon request

stelvio



floor: stelvio beige 80x80 cm



stelvio ivory



stelvio beige




stelvio grey

stelvio


PORCELAIN TILES

Matt • Rectified • Light Structure


80x80 cm
31.49"x31.49"




60x120 cm
23.62"x47.24"




60x60 cm
23.62"x23.62"



80x80 cm
31.49"x31.49"



60x120 cm
23.62"x47.24"



>|< 20 mm 

>|< 20 mm 

mosaic
30x30 cm
11.81"x11.81"



mosaic 2.5x2.5
30x30 cm
11.81"x11.81"



mosaic 4.7x4.7
30x30 cm
11.81"x11.81"




mosaic
30x40 cm
11.81"x15.74"




mosaic
30x45 cm
11.81"x17.71"




mosaic
30x60 cm
11.81"x23.62"



skirting
9.6x120 cm
3.77"x 47.24"



skirting
9.6x80 cm
3.77"x31.49"



skirting
8x60 cm
3.14"x23.62"



Step
29.8x60 cm
11.73"x23.62"




Step
30x120 cm
11.81"x47.24"



riser
15x120 cm
5.90"x47.24"




stelvio



stelvio mosaic (2.5x2.5)
30x30 *



stelvio mosaic (4.7x4.7)
30x30 *



stelvio mosaic
30x30 *



stelvio mosaic
30x40 *




stelvio mosaic 30x45 *



stelvio mosaic 30x60 *

* Available in all colours

Name	Code	Size(CM)
stelvio ivory	A05GSTVI-IVO.M6X0R	80x80
stelvio beige	A05GSTVI-BEE.M6X0R	80x80
stelvio grey	A05GSTVI-GRY.M6X0R	80x80
stelvio ivory	A12GSTVI-IVO.M6X5R	60x120
stelvio beige	A12GSTVI-BEE.M6X5R	60x120
stelvio grey	A12GSTVI-GRY.M6X5R	60x120
stelvio ivory	A06GSTVI-IVO.M6X0R	60x60
stelvio beige	A06GSTVI-BEE.M6X0R	60x60
stelvio grey	A06GSTVI-GRY.M6X0R	60x60

Name	Code 	Size(CM)
stelvio ivory		80x80
stelvio beige		80x80
stelvio grey		80x80
stelvio ivory		60x120
stelvio beige		60x120
stelvio grey		60x120



floor: stelvio grey 60x120 cm

travertine cross cut




wall and floor: travertine cross cut beige 120x120 cm

travertine cross cut



floor: travertine cross cut ivory 120x120 cm



travertine cross cut

PORCELAIN TILES
Matt • Rectified • Smooth



travertine cross cut ivory



travertine cross cut beige




travertine cross cut grey




travertine cross cut white


120X120 cm
47.24"x47.24"




90x180 cm
35.43"x70.86"



60x60 cm
23.62"x23.62"



60x120 cm
23.62"x47.24"



mosaic
30x30 cm
11.81"x11.81"



mosaic 2.5x2.5
30x30 cm
11.81"x11.81"



mosaic 4.7x4.7
30x30 cm
11.81"x11.81"



mosaic
30x40 cm
11.81"x15.74"




mosaic
30x45 cm
11.81"x17.71"




mosaic
30x60 cm
11.81"x23.62"



skirting
9.6x120 cm
3.77"x 47.24"



skirting
8x60 cm
3.14"x23.62"



Step
29.8x60 cm
11.73"x23.62"




step
30x120 cm
11.81"x47.24"



riser
15x120 cm
5.90"x47.24"




travertine cross cut



travertine cross cut mosaic (2.5x2.5) 30x30 *



travertine cross cut mosaic (4.7x4.7) 30x30 *



travertine cross cut mosaic 30x30 *



travertine cross cut mosaic 30x40 *



travertine cross cut mosaic 30x45 *



travertine cross cut mosaic 30x60 *

* Available in all colours

Name	Code	Size(CM)
travertine cross cut ivory	A22GTVCR-IVO.MoX5R	120x120
travertine cross cut beige	A22GTVCR-BEE.MoX5R	120x120
travertine cross cut grey	A22GTVCR-GRY.MoX5R	120x120
travertine cross cut white		120x120
travertine cross cut ivory	A93GTVCR-IVO.MoX5R	90x180
travertine cross cut beige	A93GTVCR-BEE.MoX5R	90x180
travertine cross cut grey	A93GTVCR-GRY.MoX5R	90x180
travertine cross cut white		90x180
travertine cross cut ivory	A12GTVCR-IVO.MoX5R	60x120
travertine cross cut beige	A12GTVCR-BEE.MoX5R	60x120
travertine cross cut grey	A12GTVCR-GRY.MoX5R	60x120
travertine cross cut white		60x120
travertine cross cut ivory	Ao6GTVCR-IVO.MoXoR	60x60
travertine cross cut beige	Ao6GTVCR-BEE.MoXoR	60x60
travertine cross cut grey	Ao6GTVCR-GRY.MoXoR	60x60
travertine cross cut white		60x60



wall and floor: travertine cross cut beige 120x120 cm



Wall tiles

portofino brick

wall: portofino brick blue, portofino brick ottanio, portofino brick ocean and portofino brick green 6.5x26 cm
floor: portofino blue 60x60 cm



portofino brick



wall: portofino brick pink and portofino brick corallo 6,5x26 cm



wall: portofino brick musk 6,5x26 cm


portofino brick

CERAMIC WHITE BODY TILES

Glossy • Straight • Light Structure




portofino brick blue



portofino brick green



portofino brick ocean



portofino brick musk



portofino brick white



portofino brick greige




portofino brick pink



portofino brick salvia

6.5x26 cm
2.55"x10.23"



Name	Code	Size(CM)
portofino brick blue	A42WPTFN-BLE.H6XoU	6,5x26
portofino brick green	A42WPTFN-GRE.H6XoU	6,5x26
portofino brick greige	A42WPTFN-GRG.H6XoU	6,5x26
portofino brick musk	A42WPTFN-MUK.H6XoU	6,5x26
portofino brick ocean	A42WPTFN-OCN.H6XoU	6,5x26
portofino brick pink	A42WPTFN-PIK.H6XoU	6,5x26
portofino brick salvia	A42WPTFN-SLV.H6XoU	6,5x26
portofino brick white	A42WPTFN-WHE.H6XoU	6,5x26

hydo mosaic



wall: hydo mosaic white 5x5, hydo mosaic dark beige 5x5, 30x30 cm
floor: hydo mosaic light beige 5x5, 30x30 cm




hydo mosaic

wall: hydo mosaic white 5x5, 30x30 cm
floor: hydo mosaic white 5x5, hydo mosaic dark beige 5x5, 30x30 cm


hydo mosaic

GRES WHITE BODY TILES


Matt / Glossy • Straight • Light Structure




hydo mosaic blue 5x5



hydo mosaic dark blue 5x5




hydo mosaic sky blue 5x5




hydo mosaic medium blue 5x5



hydo mosaic navy blue 5x5



hydo mosaic black 5x5



hydo mosaic dark beige 5x5



hydo mosaic beige 5x5




hydo mosaic dark grey 5x5




hydo mosaic grey 5x5




hydo mosaic white 5x5




hydo mosaic blue 2.5x2.5




hydo mosaic dark blue 2.5x2.5




hydo mosaic sky blue 2.5x2.5




hydo mosaic medium blue 2.5x2.5




hydo mosaic navy blue 2.5x2.5




hydo mosaic black 2.5x2.5




hydo mosaic dark beige 2.5x2.5




hydo mosaic beige 2.5x2.5



hydo mosaic dark grey 2.5x2.5




hydo mosaic grey 2.5x2.5



hydo mosaic white 2.5x2.5


mosaic 5x5
31x31 cm
12.2"x12.2"




mosaic 2.5x2.5
29.7x29.7 cm
11.69"x11.69"



matt



glossy



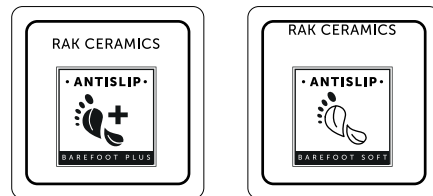
Name	Code matt	Code glossy	Size(CM)
hydo mosaic beige 5x5	AM2SHYDO-BEE.MoXoU	AM2SHYDO-BEE.HoXoU	31x31
hydo mosaic black 5x5	AM2SHYDO-BLK.MoXoU	AM2SHYDO-BLK.HoXoU	31x31
hydo mosaic blue 5x5	AM2SHYDO-BLE.MoXoU	AM2SHYDO-BLE.HoXoU	31x31
hydo mosaic dark beige 5x5	AM2SHYDO-DBE.MoXoU	AM2SHYDO-DBE.HoXoU	31x31
hydo dark blue 5x5	AM2SHYDO-DAB.MoXoU	AM2SHYDO-DAB.HoXoU	31x31
hydo mosaic dark grey 5x5	AM2SHYDO-DKG.MoXoU	AM2SHYDO-DKG.HoXoU	31x31
hydo mosaic grey 5x5	AM2SHYDO-GRY.MoXoU	AM2SHYDO-GRY.HoXoU	31x31
hydo mosaic medium blue 5x5	AM2SHYDO-MEB.MoXoU	AM2SHYDO-MEB.HoXoU	31x31
hydo mosaic navy blue 5x5	AM2SHYDO-NAY.MoXoU	AM2SHYDO-NAY.HoXoU	31x31
hydo mosaic sky blue 5x5	AM2SHYDO-SKB.MoXoU	AM2SHYDO-SKB.HoXoU	31x31
hydo mosaic white 5x5	AM2SHYDO-WHE.MoXoU	AM2SHYDO-WHE.HoXoU	31x31
hydo mosaic beige 2.5x2.5	AM1SHYDO-BEE.MoXoU	AM1SHYDO-BEE.HoXoU	29.7x29.7
hydo mosaic black 2.5x2.5	AM1SHYDO-BLK.MoXoU	AM1SHYDO-BLK.HoXoU	29.7x29.7
hydo mosaic blue 2.5x2.5	AM1SHYDO-BLE.MoXoU	AM1SHYDO-BLE.HoXoU	29.7x29.7
hydo mosaic dark beige 2.5x2.5	AM1SHYDO-DBE.MoXoU	AM1SHYDO-DBE.HoXoU	29.7x29.7
hydo mosaic dark blue 2.5x2.5	AM1SHYDO-DAB.MoXoU	AM1SHYDO-DAB.HoXoU	29.7x29.7
hydo mosaic dark grey 2.5x2.5	AM1SHYDO-DKG.MoXoU	AM1SHYDO-DKG.HoXoU	29.7x29.7
hydo mosaic grey 2.5x2.5	AM1SHYDO-GRY.MoXoU	AM1SHYDO-GRY.HoXoU	29.7x29.7
hydo mosaic medium blue 2.5x2.5	AM1SHYDO-MEB.MoXoU	AM1SHYDO-MEB.HoXoU	29.7x29.7
hydo mosaic navy blue 2.5x2.5	AM1SHYDO-NAY.MoXoU	AM1SHYDO-NAY.HoXoU	29.7x29.7
hydo mosaic sky blue 2.5x2.5	AM1SHYDO-SKB.MoXoU	AM1SHYDO-SKB.HoXoU	29.7x29.7
hydo mosaic white 2.5x2.5	AM1SHYDO-WHE.MoXoU	AM1SHYDO-WHE.HoXoU	29.7x29.7



INNOTECH - RAKCERAMICS LAB



Antibacterial solution for healthier environment



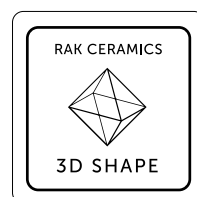
Antislip technology for indoor and outdoor application



Technical and versatile surfaces suitable for any kind of usage



Surface capable to absorb and repel heat or cold according to individual needs



3D texture, surfaces, colours in unique materials

INNOTECH - RAKCERAMICS LAB




Sustainable surfaces and designs made up to 95% of recycled materials




Extra matt surface with no glossy



Body through stone and marble veining



Backlighting high tech



High definition structures using digital technology

TECHNICAL FEATURES

PORCELAIN TILES (B1a - GL) :

Porcelain tiles are manufactured using pure, selectively imported raw materials mixed using the most advanced extraction and sorting techniques; they are obtained with a production process similar to that of single-fired tiles. The resulting product is top-quality porcelain tile, obtained by raw materials wet grinding, followed by partial drying by spraying, silo storage to allow homogenization of properties, and pressing with highly efficient hydraulic presses up to specific pressures more than 500 kg/cm². The high pressure combined with high firing temperature exceeding 1200 °C results in highly compact & strong ceramic surface with very low water absorption (lower than 0.1% according to UNI EN ISO 10545-3) and extremely high mechanical resistance (average value exceeding 50 N/mm² according to UNI EN ISO 10545-4).

Thanks to their low porosity, these porcelain tiles are frost-proof and rated as belonging to the B1a GL class according to the European Standard UNI EN 14411 which requires water absorption ≤ 0.5%.

The MoR (modulus of rupture) in accordance with UNI EN ISO 10545-4 results to 50 N/mm² while the required value is 35 N/mm². RAK Ceramics porcelain tiles are available in a wide range of designs, sizes and finishes.

















ADVICE ON LAYING

Although our porcelain tiles can be installed using traditional cement mortars, we advise using modern adhesives. While installing on wall, the two-layer spreading system is recommended to perfectly wet the back of the tile.

Quickly dipping each tile in water before installation will remove any dust on the back of the tile for perfect adhesion. Do not wet the tiles if you are using vinyl, acrylic resin adhesives or two-component organic-solvent based adhesive.

It is advisable to incorporate suitable shrinkage - flexion joints (movement/ expansion joints) when installing on large floors: the joints should never be spaced more than 4 - 5 linear meters apart indoors and 3 linear meters apart outdoors. Be careful while using strong coloured grouts as they might leave stains on the surface of the tiles that may be difficult to remove later.

TECHNICAL CHARACTERISTICS - PORCELAIN TILES (B1a - GL)

	Test Description	Standard Test Method	International Standard ISO 13006	RAK Ceramics Specifications	
				(Rectified)	(Unrectified)
	Length & Width	BS EN ISO 10545-2	+/- 0.6%	+/- 0.1%	+/- 0.3%
	Thickness	BS EN ISO 10545-2	+/-5.0%	+/- 5.0%	+/- 5.0%
	Rectangle Squareness	BS EN ISO 10545-2	+/- 0.6%	+/- 0.2%	+/- 0.4%
	Straightness of sides	BS EN ISO 10545-2	+/- 0.5%	+/- 0.2%	+/- 0.3%
	Surface Flatness	BS EN ISO 10545-2	+/- 0.5%	+/- 0.3%	+/- 0.3%
	Water Absorption	BS EN ISO 10545-3	≤0.5%	≤0.4%	≤0.4%
	Modulus of Rupture	BS EN ISO 10545-4	≥35 N/mm ²	≥40 N/mm ²	≥40 N/mm ²
	Breaking Strength	BS EN ISO 10545-4	≥1300N	≥1500N	≥1600N
	Resistance to surface abrasion	BS EN ISO 10545-6	Manufacturer to state Abrasion Class	PEI Class 2 -5	PEI Class 2 -5
	Linear Thermal Expansion	BS EN ISO 10545-8	≤9x10 ⁻⁶ °C ⁻¹	≤7x10 ⁻⁶ °C ⁻¹	≤7x10 ⁻⁶ °C ⁻¹
	Resistance to Thermal Shock	BS EN ISO 10545-9	No visible defect	No visible defect	No visible defect
	Crazing Resistance	BS EN ISO 10545-11	No crazing	No crazing	No crazing
	Frost Resistance	BS EN ISO 10545-12	No visible damage	No visible damage	No visible damage
	Resistance to chemicals	BS EN ISO 10545-13	No visible defect	No visible defect	No visible defect
	Resistance to stains	BS EN ISO 10545-14	Manufacturer to state class	Stain removed Min. class 4	Stain removed Min. class 4
	Colour Resistance to UV Light	DIN 51094	No change in color	No change in color	No change in color

Note : Shade variation across the batches is inherent to the manufacturing process and the pre-laying colour comparison is recommended

TECHNICAL FEATURES

RED AND WHITE BODY CERAMIC TILES (BIII):

Red & White body Ceramic tiles are made with finest quality clays and with chamotte (a ceramic raw material with high percentage of silica). These raw materials are submitted to dry grinding and suitably mixed and wet and then pressed with hydraulic presses. Quick-cycle support firing is obtained via roller kilns reaching temperatures of approximately 1100 °C. After biscuit glazing, the vitrified product is sintered in a single-layer roller kiln at approximately 1030 °C. The resulting wall tiles have an average bending strength that is higher than 15/ m² in accordance with the UNI EN ISO10545-4 standard and a water absorption level that is higher than 10 %; they belong to the BIII (GL) group according to the UNI EN 14411 standard. This class of products shows virtually no shrinkage during firing; therefore such dimensional consistency results in extremely easy laying.















ADVICE ON LAYING

Ceramic Red & White body tiles can be laid using either tile adhesives or cement mortar. Under no circumstances should the tiles be wet before laying when using acrylic or vinyl resin based adhesives or two- component organic solvent based adhesives. When laying large sized tiles it is best to adopt the two layer spreading method and, when the laying surface is very large, to provide for suitable expansion joints which must not be spaced more than 4-5 linear meters apart from one another.

IMPORTANT POINTS TO REMEMBER WHILE LAYING THESE TILES

When laying on wet concrete or plaster, leave to dry for at least one week for each centimetre of thickness. When laying on brick, never lay on tile adhesive measuring more than 4-5 mm in thickness. For laying on flexible supports (for example plasterboard panels, polymer panels, etc.) which may result in movement of the tiles, we advise laying on tile adhesive measuring no more than 2-3 mm in thickness and to use class C2 or D1 glues. For laying on waterproof brick, which prevents the release of damp, we advise laying on tile adhesive measuring no more than 3 mm in thickness and to use class C2 or D1 glues. Avoid laying without expansion joints or joints where stress due to expansion is released directly onto the tile.

TECHNICAL CHARACTERISTICS - RED AND WHITE BODY CERAMIC TILES (BIII)

	Test Description	Standard Test Method	International Standard ISO 13006	RAK Ceramics Specifications
	Length & Width	BS EN ISO 10545-2	+/- 0.5%	+/- 0.3%
	Thickness	BS EN ISO 10545-2	+/-10%	+/- 5.0%
	Rectangle Squareness	BS EN ISO 10545-2	+/- 0.5%	+/- 0.4%
	Straightness of sides	BS EN ISO 10545-2	+/- 0.3%	+/- 0.3%
	Surface Flatness	BS EN ISO 10545-2	+0.5% / -0.3%	+/- 0.3%
	Water Absorption	BS EN ISO 10545-3	10% < E <= 20%	10% <E <= 18%
	Modulus of Rupture	BS EN ISO 10545-4		
	Thickness > = 7,5mm		>=12 N/mm ²	>=16 N/mm ²
	Thickness < = 7,5mm		>=15 N/mm ²	>=16 N/mm ²
	Breaking Strength	BS EN ISO 10545-4		
	Thickness > = 7,5mm		>=600N	>=650N
	Thickness < = 7,5mm		>=200N	>=400N
	Resistance to surface abrasion	BS EN ISO 10545-7	Manufacturer to state Abrasion Class	Class 2 - 4
	Resistance to Thermal Shock	BS EN ISO 10545-9	No visible defect	No visible defect
	Crazing Resistance	BS EN ISO 10545-11	No crazing	No crazing
	Resistance to chemicals	BS EN ISO 10545-13	No visible effect	No visible effect
	Resistance to stains	BS EN ISO 10545-14	Manufacturer to state class	Stain removed Min. class 4
	Scratch Hardness : (Moh's)	EN 101	-	4 - 6

Note : Shade variation across the batches is inherent to the manufacturing process and the pre-laying colour comparison is recommended

TECHNICAL FEATURES

GRES WHITE BODY TILES (BIIA) :

Gres white body tiles are created by mixing raw materials including high quality white or red clays, quartz and feldspar in wet grinding ball mills. After grinding, a clay-based suspension of these materials called a slip is fed out of the mill then spray-dried to remove excess moisture. Following the spray drying process, the free flowing powder is pressed using advanced hydraulic presses with a specific pressing power exceeding 300 kg/cm² in order to obtain a compact gres body. Once dried, the tiles are coated and decorated with glazes to make them aesthetically pleasing and meet our customers design requirements.

The glazed tile body is then fired in roller kilns where temperatures of approximately 1200 °C are reached. The resulting product is normally a medium-to-low porosity (3% to 5%) tile, in compliance with the International Standard ISO 13006 and European Standard UNI EN 14411 standard and rated as belonging to the BIIa GL group with notable technological specifications such as the product flexural strength (average value: 30N/mm² according to UNI EN ISO 10545-4).

As for wear resistance, this will depend on the type and colour of glazing and may change according to different products or collections. As a general rule, bright finishes are not recommended for heavy traffic floors or rooms opening onto outdoor areas, where sand or other abrasive materials are more likely to be brought in.

ADVICE ON LAYING















Our gres white body tiles can be laid using either traditional cement mortar or modern tile adhesives. When laying large size tiles, it is best to adopt the two-layer spreading system to ensure the adhesive is spread over 90 % of the tile surface.

Quickly dipping each tile in water before installation will remove any dust on the back of the tile for perfect adhesion, however, do not wet the tiles if you are using vinyl, acrylic resin adhesives or two-component organic-solvent based adhesive.

It is advisable to always incorporate suitable shrinkage-flexion joints (movement/expansion joints) which must not be spaced more than 4-5 metres apart from one another. These joints must be inserted not only between the tiles, but also reach the levelling compound below, consisting of either cement mortar or dry compound, depending on whether the tiles are set in the traditional manner or using a modern adhesive. The movement joints must be sealed with appropriate materials such as silicone or polyurethane-based sealants, depending on the anticipated traffic of the application area.

Appropriate tile bedding layers should be used such as underlay, damp course, vapour barrier or any other layer necessary to prevent the tiles from detaching themselves or cracking due to water penetration.

TECHNICAL CHARACTERISTICS - GRES WHITE BODY TILES (BIIA)

	Test Description	Standard Test Method	International Standard ISO 13006	RAK Ceramics Specifications
	Length & Width	BS EN ISO 10545-2	+/- 0.6%	+/- 0.3%
	Thickness	BS EN ISO 10545-2	+/- 5.0%	+/- 5.0%
	Rectangle Squareness	BS EN ISO 10545-2	+/- 0.5%	+/- 0.4%
	Straightness of sides	BS EN ISO 10545-2	+/- 0.5%	+/- 0.3%
	Surface Flatness	BS EN ISO 10545-2	+/- 0.5%	+/- 0.4%
	Water Absorption	BS EN ISO 10545-3	3% < E <= 6%	3% <E <= 5%
	Modulus of Rupture	BS EN ISO 10545-4	>=22 N/mm ²	>=30 N/mm ²
	Breaking Strength	BS EN ISO 10545-4		
	Thickness > = 7.5mm		>=1000N	>=1100N
	Thickness < = 7.5mm		>=600N	>=800N
	Resistance to surface abrasion	BS EN ISO 10545-7	Manufacturer to state Abrasion Class	Class 2 - 4
	Resistance to Thermal Shock	BS EN ISO 10545-9	No visible defect	No visible defect
	Crazing Resistance	BS EN ISO 10545-11	No crazing	No crazing
	Resistance to chemicals	BS EN ISO 10545-13	No visible effect	No visible effect
	Resistance to stains	BS EN ISO 10545-14	Manufacturer to state class	Stain removed Min. class 4
	Scratch Hardness : (Moh's)	EN 101	-	4 - 6

Note : Shade variation across the batches is inherent to the manufacturing process and the pre-laying colour comparison is recommended

MAINTENANCE AND CLEANING OF TILES

Maintenance of ceramic and porcelain tiles on dry surfaces is relatively easy. RAK Ceramics tiles are highly scratch and stain resistant.

- By regularly sweeping the floor, you can help avoid scratches that small pebbles or sand can create.
- Make it a habit to always wipe the soles of your shoes on a mat before entering the house. Thoroughly wipe up any spills using plain warm water.
- While they are not likely to stain your ceramic tiles, spills may stain the grout between the tiles and if they are left to sit for too long, may also stain the actual tiles.
- Plain water is the ideal cleaner because it leaves no residue if you dry the surface of the tiles thoroughly after cleaning.
- If tiles are left wet after cleaning, there may be some unsightly mineral residue after the water dries, but this can easily be removed by spot cleaning.
- If stains resist cleaning with water alone, you can use a mild acidic solution, such as white vinegar. Use it highly diluted and rinse with plain water then dry.
- As food stains are acidic in nature, try using a mild alkaline solution.
- Use common detergents sparingly, rinse with plain water and dry thoroughly.

TILE-LAYING RECOMMENDATIONS

All RAK Ceramics products are subject to size and shade variations. Please check the size, batch number, caliber, tone, choice, color, quality of the pieces before the installation, as no claims will be accepted once the tiles are installed.

Place some tiles on the floor - 2 or 3 sqm - and check the overall technical and aesthetic characteristics with care and check if there is enough product to finish the work.

Manufacturer's responsibility is only limited to replacement of defective material if any, prior to fixing of tiles and we will not entertain claim of any nature after the tiles are installed.

Therefore, if any issue is found on the delivered product, the contractor for installation or the client should not install the tiles. The issue should be communicated to RAK Ceramics for investigation and further action for resolution as required.

The substrate must be a compact cement bed. Levelling system ensures flatness between tiles avoiding movements during the mortar setting. This reduces the time for the ceramic laying obtaining a perfect lippage-free finish. Avoid movements between the tiles due to the mortar setting.

The width of grout joints must be established by the installation supervisor, unless grout widths are regulated by national laying standards. The grout colour should be selected according to the colour of the tile. We recommend to select a matching colour. Before using fine-grain coloured grout on lapped, polished or brushed products, always test it. If the pigment is very adhesive, it may be very difficult to remove.

We recommend to lay the tiles by using suitable adhesives for each kind of product and surface. As general rule, tiles must be installed in the same position. The minimum joint is 2 mm for rectified tiles, although we suggest a higher joint for big size products. After grouting, remove any excess product as quickly as possible by repeatedly washing the area with a sponge and water.







Steps to follow 1. First, set the tool to the scale according to the ceramic thickness. 2. Introduce the crossheads and continue laying the adjacent tiles. 3. Put the wedges in the crosshead manually. 4. Tighten the wedges with the pliers to level the pieces. 5. Allow for setting for the time recommended by the manufacturer of the adhesive cement. 6. Remove the crossheads. Hit the crosshead with a rubber mallet or with your foot in the direction of the joint. Do not hit the wedges.

The company will not accept any claim if this is due to the problems caused by not following these suggestions and instructions.

R RATING TABLE

Collections	Typology	Colours	R Rating
Baltico	Porcelain Tiles	All Colours	R10 / B
Creative Concrete P	Porcelain Tiles	All Colours	R10
Pontino	Porcelain Tiles	All Colours	R9
Pordoi Stone	Porcelain Tiles	All Colours	R10
Stelvio	Porcelain Tiles	All Colours	R9
Travertine Cross Cut	Porcelain Tiles	All Colours	R9

PACKAGING DETAILS (PORCELAIN AND CERAMIC TILES)

Sizes (cm)	Thickness (mm)	Pieces X 	M² X 	Kg X 	 X Eu. Pallet	M² X  Eu. Pallet	kg X  Eu. Pallet
80x80	9	2	1.12	25.00	45	50.40	1125.00
60x120	9	2	1.44	30.00	30	43.20	921.00
19,5x120	9	5	1.17	25.00	36	42.12	921.00
60x60	9	4	1.44	30.00	30	43.20	921.00
30x60	9	6	1.08	23.00	48	51.84	1125.00
30x90	10	7	1.89	33.00	48	90.72	1600.00
6,5x26	8,5	36	0.81	13	90	72.9	1190.00

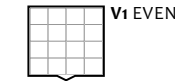
PACKAGING DETAILS (MAXIMUS)

Sizes (cm)	Thickness (mm)	Finishes	M² X Pz	Kg X Pz	Pz X Horizontal Pallet	M² X Horizontal Pallet	kg X Horizontal Pallet	Pz X Vertical Pallet	M² X Vertical Pallet	kg X Vertical Pallet	Pz X Box Pallet	M² X Box Pallet	kg X Box Pallet
135x305	14.5	Natural	4.12	150.00	10	41.2	1572.00	10	41.20	1548.00	-	-	-
135x305	14.5	Polished	4.12	143.00	10	41.2	1502.00	10	41.20	1478.00	-	-	-
120x280	9	Natural	3.36	68.00	20	67.2	1435.00	-	-	-	-	-	-
120x280	9	Polished	3.36	68.00	20	67.2	1435.00	-	-	-	-	-	-
120x260	6	Natural	3.12	44.00	20	62.4	960.00	-	-	-	-	-	-
120x260	6	Polished	3.12	44.00	20	62.4	960.00	-	-	-	-	-	-
120x120	9	Polished	1.44	21.00	-	-	-	-	-	-	40	57.60	1260
120x120	9	Natural	1.44	21.00	-	-	-	-	-	-	40	57.60	1260
90x180	9	Polished	1.62	21.00	-	77.76	1712.00	-	-	-	-	-	-
90x180	9	Natural	1.62	21.00	-	-	-	-	-	-	-	-	-

Note: All tile dimensions mentioned above are rectified. Unrectified size is available in +/-140x308cm on request
All weights and thickness mentioned in the above table are approximate average.

ICONS

COLOUR VARIATIONS



V1 EVEN

The least amount of shade variation attainable.



V2 LIGHT

Light to moderate shade variation within each carton.



V3 MEDIUM

Medium to high shade variation within each carton.

INDICATIONS FOR USE



WALL TILES



FLOOR TILES



COUNTERTOP SURFACE

SUGGESTED APPLICATIONS



DOMESTIC PURPOSE

Residential areas, hotel rooms, bathrooms



LIGHT COMMERCIAL TRAFFIC AREA

Indoor public areas subject to medium pedestrian traffic such as restaurants, bars, offices, shops, hotel public areas, convention rooms.



Outdoor public environments subject to medium pedestrian traffic such as outdoor terraces, stairs, corridors, raised paving, private garden, swimming pool and wellness areas. Always check the slipperiness characteristics according to the intended environment, in conformity with applicable regulations or laws.



FACADE

Ventilated façade, low and high rise.

CONTACTS :

RAK Ceramics Corporate Headquarters PJSC	P.O. Box 4714, Ras Al Khaimah, United Arab Emirates (U.A.E.) Tel. +971 7 246700 Email: info@rakceramics.com
RAK Ceramics Distribution Europe SRL	RAK Ceramics Distribution Europe SRL, Via Ferrari Carazzoli 21, 41042 Fiorano Modenese (MO) - Italy Tel. +39 0536 1888600
RAK Ceramics GmbH	RAK Ceramics CE GmbH, Otto-Hahn-Straße 7, 64579 Gernsheim, Germany Tel. +49 (0) 6258 9418491, Fax. +49 (0) 6258 9418499
RAK Ceramics UK Ltd	RAK Ceramics UK Ltd, Bradford House, Frenchmans Road, Petersfield, Hampshire, GU32 3AW, England, UK Tel. +44 1730 237850
Saudi Arabia	RAK Ceramics LLC, P.O. Box: 126613, Jeddah, Saudi Arabia Tel.: +966 12 252 0183 RAK Ceramics LLC, P.O. Box: 68647, Riyadh, Saudi Arabia Tel. +966 11 488 9977
Australia	RAK Ceramics Australia, 16 Raglan Road, Auburn, NSW, 2144, Australia Tel.: +1300 2372642
India (headquarters)	RAK Ceramics India Private Limited, Carnival House, 1st Floor, Near Dindoshi Fire Station, Off Gen. A. K. Vaidya Marg, Malad (East). Mumbai 400097. Maharashtra, India Tel.: +91 22 62505100
Bangladesh (headquarters)	RAK Ceramics Bangladesh LTD., RAK Tower (7th, 8th, & 9th Floor), Plot# 1/A, Sector #3, Jasimuddin Avenue, Utter Model Town, Dhaka - 1230, Bangladesh Tel.: +880 2 58957393

RAK
CERAMICS